



Prabhodhan Shikshan Prasarak Sanshta's Indira Institute of Pharmacy, Sadavali

Feedback Analysis

Title : Feedback 1 2024

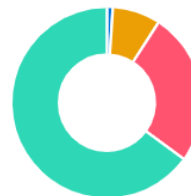
Academic Year : 2023-24

Class : Sem 6 [B Pharmacy]

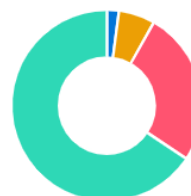
Details : Ashwini Pawar

Total number of response(s) : 59 / 64

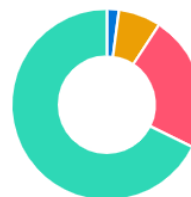
Question	Punctuality			
Answer	Value	No. of response(s)	Response value	Response %
1. Average	1	2	2	0.85
2. Good	2	8	16	6.78
3. Very Good	3	17	51	21.61
4. Excellent	4	32	128	54.24
Performance				83.47
Final Attainment				2.50



Question	Behavior			
Answer	Value	No. of response(s)	Response value	Response %
1. Average	1	4	4	1.69
2. Good	2	6	12	5.08
3. Very Good	3	17	51	21.61
4. Excellent	4	32	128	54.24
Performance				82.63
Final Attainment				2.48



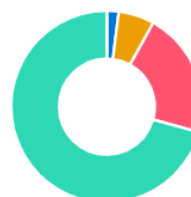
Question	Knowledge			
Answer	Value	No. of response(s)	Response value	Response %
1. Average	1	4	4	1.69
2. Good	2	7	14	5.93
3. Very Good	3	15	45	19.07
4. Excellent	4	33	132	55.93
Performance				82.63
Final Attainment				2.48



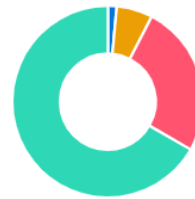
Question	Interaction			
Answer	Value	No. of response(s)	Response value	Response %
1. Average	1	4	4	1.69
2. Good	2	5	10	4.24
3. Very Good	3	15	45	19.07
4. Excellent	4	34	136	57.63
.	1	1	1	0.42
Performance				83.05
Final Attainment				2.49



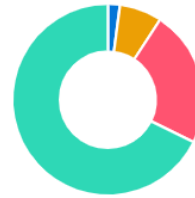
Question	Presentation			
Answer	Value	No. of response(s)	Response value	Response %
1. Average	1	4	4	1.69
2. Good	2	6	12	5.08
3. Very Good	3	14	42	17.80
4. Excellent	4	35	140	59.32
.	1	0	0	0.00
Performance				83.90
Final Attainment				2.52



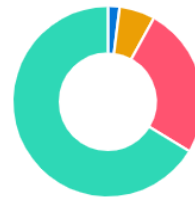
Question	Command			
Answer	Value	No. of response(s)	Response value	Response %
1. Average	1	3	3	1.27
2. Good	2	6	12	5.08
3. Very Good	3	17	51	21.61
4. Excellent	4	33	132	55.93
Performance				83.90
Final Attainment				2.52



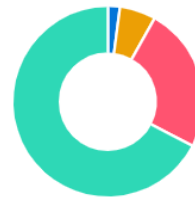
Question	Creative			
Answer	Value	No. of response(s)	Response value	Response %
1. Average	1	4	4	1.69
2. Good	2	7	14	5.93
3. Very Good	3	15	45	19.07
4. Excellent	4	33	132	55.93
Performance				82.63
Final Attainment				2.48



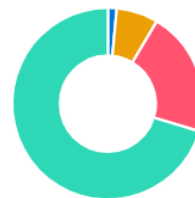
Question	Motivative			
Answer	Value	No. of response(s)	Response value	Response %
1. Average	1	4	4	1.67
2. Good	2	6	12	5.00
3. Very Good	3	17	51	21.25
4. Excellent	4	33	132	55.00
Performance				82.92
Final Attainment				2.49



Question	English			
Answer	Value	No. of response(s)	Response value	Response %
1. Average	1	4	4	1.69
2. Good	2	6	12	5.08
3. Very Good	3	16	48	20.34
4. Excellent	4	33	132	55.93
Performance				83.05
Final Attainment				2.49



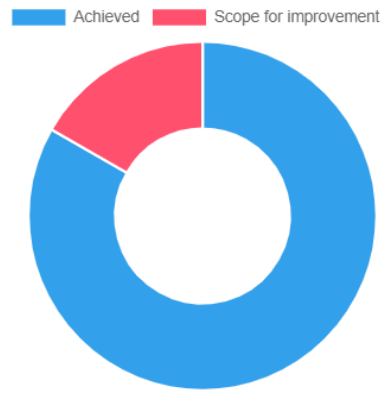
Question	Teacher			
Answer	Value	No. of response(s)	Response value	Response %
1. Average	1	3	3	1.27
2. Good	2	7	14	5.93
3. Very Good	3	14	42	17.80
4. Excellent	4	35	140	59.32
Performance				84.32
Final Attainment				2.53



NOTE:

- Response Value = (Value * Total Number of Responses)
- Response % = (Response Value / (Max Value * Total Number of Responses))

Questionwise Attainment	
Activity Number	Attainment
1	2.50
2	2.48
3	2.48
4	2.49
5	2.52
6	2.52
7	2.48
8	2.49
9	2.49
10	2.53



Achieved 83.25 | Scope for improvement 16.75